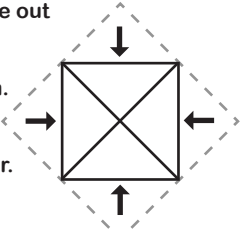
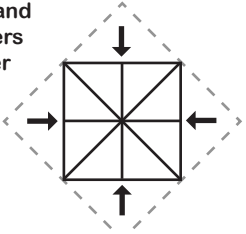
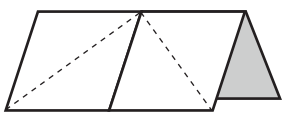



Cut out before folding.

BOBBER'S WATER SAFETY PREDICTIFIER

<p>1 Cut square out and place printed side down. Fold corners into center.</p> 	<p>2 Flip over and fold corners into center again.</p> 	<p>3 Fold the square in half. Unfold and fold in half the other way.</p> 	<p>4 Unfold and pull the four ends together, making a diamond-like shape.</p> 
--	--	---	---

GAME INSTRUCTIONS: Ask a friend to pick one of the colors. Move your fingers back and forth one time for each letter in the color chosen. Next have your friend pick one of the four water safety tips shown. Read the tip out loud and then move your fingers back and forth that many times. Have your friend pick one of the four numbers shown, open the flap and read the fun message.

Visit Bobber the Water Safety Dog's website www.Bobber.info for more fun activities!